

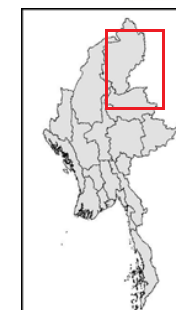
## Shelter/NFI/CCCM Cluster Camp Profiling: Kachin &amp; Northern Shan States

Data collection Period : Sep - Dec '2015

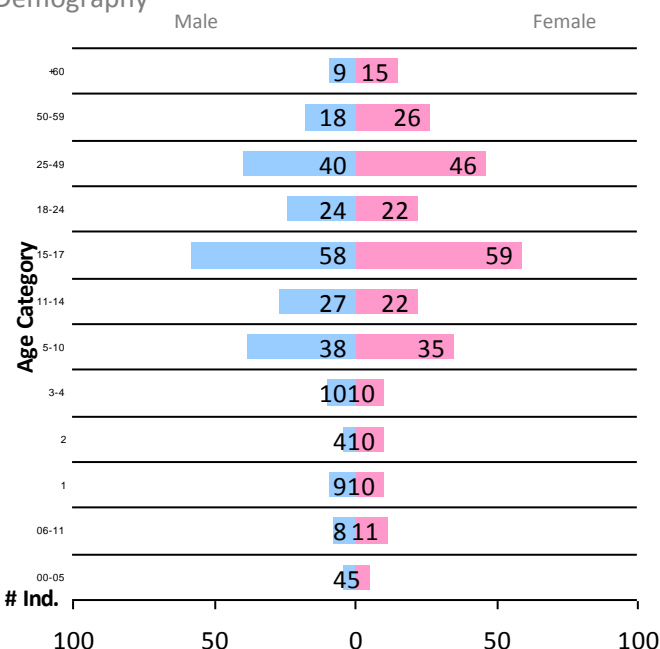
Type of interviewer : CCCM Focal Point

| Camp Management         |                | Geographical Data  |             | Access to Services  |            |
|-------------------------|----------------|--------------------|-------------|---------------------|------------|
| Responsible Agency :    | Shalom         | State/Region :     | Kachin      | Regular market      | < 0.5 Mile |
| Camp Manager :          | Daw Hkawng Nan | Township :         | Chipwi      | Drinking waterpoint | In camp    |
| Contact No. :           | 09-47018639    | Village Track/Town | Chipwi Town | Health facility     | In camp    |
| Date of Establishment : | 01/04/2012     | Village/Ward       |             | Pre-school/Nursery  | In camp    |
|                         |                | Latitude :         | 98.13       | Primary school      | < 0.5 Mile |
|                         |                | Longitude :        | 25.89       | Middle school       | < 0.5 Mile |
|                         |                | Altitude :         | 271         | High school         | < 0.5 Mile |


|                            |     |
|----------------------------|-----|
| Total Number of IDPs       | 520 |
| Total Number of Households | 108 |
| Total Number of Female     | 271 |
| Total Number of Male       | 249 |





## Demography





## Access to Services

|  |
|--|
|  <b>Shelter/NFI</b> |
| Collective_Center  |
| Emergency shelter / Makeshift shelter  |
| Temporary shelter  |

|  |      |        |         |
|--|------|--------|---------|
|  <b>Education</b> | Male | Female | Teacher |
| Pre-school (ECD) - (age 3-4)   | 21   | 18     | 4       |
| Primary (age 5-10)   | 70   | 45     | 5       |
| Middle (age 11-14)   | 23   | 25     | 0       |
| High (age 15-17)   | 8    | 12     | 0       |
| Total  | 122  | 100    | 9       |


|  |
|--|
|  <b>Health</b>                    |
| The type of the nearest accessible functioning health facility: Clinic   |
| The following staff or health services are regularly available: doctors, nurses, Pre&Post Natal_Care, Vaccination, |


|   |      |
|---|------|
|  Wash |      |
| Water need coverage   | 100% |
| Latrines coverage   | 69%  |
| Semi permanent latrines coverage  | 27%  |
| Bathing facilities coverage   | 77%  |
| Hand washing facilities coverage  | 58%  |
| Hygiene kits coverage   | 100% |

|  |       |
|--|-------|
|  Protection |       |
| Child_Friendly_Space   | Yes   |
| Child_Friendly_Space_Opening_Hour  | Daily |
| #of_Children accessing the facility  | >20   |
| Youth_Centre   | No    |
| Youth_Centre_Opening_Hour  |       |
| Youth_Centre_#of_Children  |       |

## Camp Coordination &amp; Camp Management

|  |      |        |
|--|------|--------|
| Permanent arrivals to camp in last 6 months:     |      |        |
| Permanent departures from camp in last 6 months: |      |        |
| Destination of the majority of departures :      |      |        |
| Camp management committee currently in Place :   | Yes  |        |
| Number of camp management committee members:     | Male | Female |
| IDP Members                                      | 1    |        |
| Non-IDP Members                                  | 6    | 2      |
| Total Members                                    | 7    | 2      |
| Total Members Trained                            | 1    |        |
| Is there a complaints mechanism in place ?       | Yes  |        |

|  |                  |
|--|------------------|
|  Food |                  |
| Main type of kitchen(s):   | Attached Kitchen |
| Is there a proper storage facility for food?   | Yes              |

|  Livelihood |                          |
|--|--------------------------|
| Currently, two main livelihoods activities for male camp resident are :                        | Livestock & Daily worker |
| Before displ., the two main livelihoods activities for male camp residents were :              | Farming & Livestock      |
| Currently, two main livelihoods activities for female camp resident are :                      | Livestock & Daily worker |
| Before displ., the two main livelihoods activities for female camp residents were :            | Farming & Livestock      |

## Vulnerabilities collected

- Lactating women
- Mentally Disabled
- Older person at risk
- Persons with serious Medical Condition
- Physically Disabled
- Pregnant women
- Separated Children (<18)
- Single Headed Households
- Unaccompanied Children (<18)

Number of Vulnerable people in the camp : 30